

# Ohio Granger

September - October 2023

*American Values, Hometown Roots*



## THE GRANGE TODAY: Stepping Up To Meet The Challenges Of Tomorrow

**Participation**

**Leadership**

**Communication**

**Membership**

**Legislation**

**Education**

**Community Service**



See **BACK COVER** for ANNUAL *Ohio Granger* Renewal Form

Your Subscription by Mail will **RUN OUT** at End of This Year– Don't Let It Expire!

The form is in this issue **ONLY!**



**Mike Russell Master/President**

16303 Village Parkway  
Fredericktown, Ohio 43019-9585  
email -mikelarussell@yahoo.com  
Office phone 740-694-0211  
cell - 937-541-1849

**THE GRANGE TODAY:  
Stepping Up To Meet The Challenges  
Of Tomorrow**

As our Grange year moves into the fall season, we trust that most of your grange had a good year. Also at your local county fairs, whether it was a food stand, pop stand or just a Grange display at your county fair promoting grange & 150 year of Grange existing in Ohio.

It is with deep regrets that the Ohio State Grange could not be represented at the Ohio State Fair this year. Do to the fact that not enough people volunteered to man the booth this year. The state Grange will have a table at the Farm Science Review September 19th-21st.

The Ohio State Grange Convention is set for October 26th-29th at the Dublin Marriott Northwest, 5605 Blazer Pkwy. Plan to come and help celebrate 150 years of Ohio State Grange. See reservation forms in this magazine. If you plan on attending call the hotel as soon as possible to get the grange rate. They have blocked out so many rooms, the deadline to get this rate is Friday October 6th. The Grange rate is \$132.00 per night. Call the hotel at this number 614-791-1000 and tell them you are with the Grange. Betsy Huber our National Grange President will be in attendance for the whole convention.

The 157th National Grange Convention will be held November 14th-18th in Niagara Fall New York. Plan to attend National Grange session this fall as it is close to home. If you are not a 7th degree member you can take the seventh degree there and see the 7th degree put on. Our best of show talent winner will be performing on Saturday evening. If you plan to visit Canda, you must have a passport which you need to get now as they are backed up.

Hope to see many of you at the 150th celebration at the convention.

Fraternally  
Mike Russell

**Debra Hogue, Secretary**

5105 Hogue Rd.  
Adamsville. Ohio 43802  
Phone: 740-796-5015  
debrathegranger@gmail.com

Summertime is going fast. All the family reunions, fairs, homecomings and baseball games keep us all busy. Last night at our Adamsville Homecoming I had a friend asking about a fundraiser that our Grange used to do. We don't realize how people connect the Grange to so many different activities.

Our family likes playing board games. At our July Grange meeting we put a twist to a popular game. Everyone got pretty competitive from age 8 and on up. Remember to cherish the fun times shared together.

While working on the April-June quarterly reports, I noticed that some of the reports show members being taken off on more than one report, Please be sure to check the older reports on the back to make certain someone is only removed once. It would be a good idea to fill in each line, also. Thanks so much! Looking forward to seeing you at the State Grange Convention.

Blessings, Debra Hogue

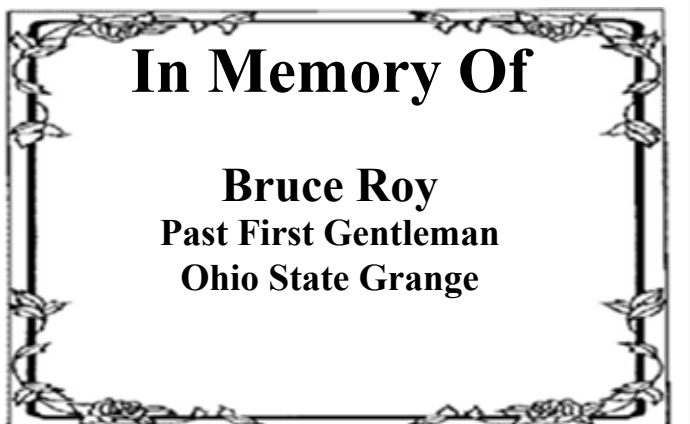
**Secretaries Of The Month**

**July**

Secretary	Grange	County
Janet Kidd	Little Muskingum #2621	Washington
Ruth Bishop	Valley College #1872	Wayne
Barb Christ	Jefferson #1311	Ashtabula
Bonnie Lytle	Monroe #2018	Clermont
Virginia Foster	Unity #1761	Columbiana

**August**

Maxine Border	Tiverton #1515	Coshocton
Barbara VanScoy	Oxford #2211	Erie
Marvin Paul	Riverside #1552	Muskingum
Katelyn Fullmer	Nimishillen #1627	Stark
Cathy Morey	Wayne #262	Knox



**National President to attend OSG Convention**

The National President Betsy Huber will be our guest at our State Grange Convention October 26th - 29th. Hope you can attend and get a chance to meet and talk to her. She will be attending for the whole convention.

## Les Widder, Chaplain

22668 Liberty Dr.

Coshocton, OH 43812

Phone: 740-622-1138

e-mail: pnotunr@roadrunner.com



## Do you have a valid ticket?

I chose to reprint a devotional from March/April, 2014 because from July 7 - 16, we visited Switzerland with all three children, their spouses (except for my SIL who was deployed and part of the Navy) and four grandchildren. It was a wonderful time and one that should be remembered for a long time. Especially coming home, there were some tension in getting where we needed to be to come back to the states. At the time, I thought of this particular writing.

### Do you have a valid ticket?

From December 16 - January 3, our family (including Heidi, her 8 month old daughter Klara & her fiancé Justin, and Luke & Ethan) travelled to the “old country” to visit some of our Swiss relatives and friends. While there, we saw beautiful scenery with the snow clinging to the trees, tasted delicious food and enjoyed beautiful brass Christmas music on the streets of Berne. We were fortunate to visit with our former exchange student, Laetia & husband, Andrej Rochet. It was a grand time and things went very well until we were ready to travel home.

We were scheduled to fly from Zurich, Switzerland, (via Swiss International), to Montreal, to Toronto, Canada, to Pittsburgh (via Air Canada). Upon arriving at the Zurich airport, it was soon discovered that even though everyone had a boarding pass, there was no e-ticket for our granddaughter, Klara, or myself and I am the one who booked the flights! After talking to 3 different airline persons and an hour later, my e-ticket was finally found and a temporary one was assigned to Klara with the understanding that a permanent number would be sent to Dana’s I-phone via email. That never happened ~ but it didn’t seem to be a big deal. After 3 full length movies and 8 hours later, the plane landed in -30 degrees F. weather with blowing snow in Montreal. It was in Toronto that our plight got even worse. After scanning our boarding passes, it was necessary for all travelers to wait until their luggage had been “found” before flying out of Canada. That never happened until after our last connecting flight had left. {Are you laughing yet?}

The officials from Air Canada promised to give us hotel vouchers and transport us to the International Plaza Hotel. By now, we had all been awake for 24 hours and were quite tired. It was soon discovered that the airline officials forgot to include a coupon for our stay. We paid for our 3 rooms and now need to retrieve that amount from Air Canada. Finally, our tired and “smelly” group could dose off into oblivion. The other two rooms had heat, but

our room was quite chilly. I asked for another room only to discover, it was colder than the first one. It was decided to go back to the warmer of the 2 and ask for more blankets while Dana slept wearing her hoody. FINALLY, we were successfully able to fly to Pittsburgh and drive to Coshocton. Whew! We made it home!!

While I was going through all of this “turmoil”, it made me think, do I/you have a valid ticket that will give admission into Heaven. A former Sunday school teacher once suggested that God’s telephone number is 1 John 1:9 which says “If we confess our sins, He is faithful and just and will forgive us our sins and purify us from all unrighteousness.” John 3:16 could perhaps be His cell phone number ~ “For God so loved the world that He gave His only begotten Son that whoever believes in Him, should not perish, but have everlasting life”. Wow! What an exciting idea and promise that comes directly from God’s Word. Have you made that decision for your life? Do you have a valid ticket (to Heaven)? Thought for the day ~ “I have been driven many times to my knees by the overwhelming conviction that I had nowhere else to go.” Abraham Lincoln.

## Mason Grange #1680 Warren County



Mason Grange #1680 recognized nine longtime members at an awards dinner on June 14, 2023. Membership award recipients were:

(Front, left to right) Lauren Catlin, 25 years, and Marian Chace, 75 years.

(Back, left to right): Mark Steiner, 50 years; Philip Catlin, 25 years; and Joe Steiner, 50 years.

Not pictured: Bernice Stephenson, 50 years; Phil Stephenson and Chip Tobias, 40 years; and Theresa Kahle, 25 years.

## Knox County Fair



The Granges of Knox County have participated in the Knox County fair for over 60 years by selling pop and water. Members of the Granges man the pop stands during the fair. The money is divided among the granges that have members helping and also a percentage goes back to the fair. It is a fun time for those working renewing friendship and meeting new people. This year they had the highest single day sales in the last 10 years. The committee needs to be congratulated for all their work organizing and making sure they do not run out.

## Four Signs That It's a Scam

1. Scammers PRETEND to be from an organization you know.

Scammers often pretend to be contacting you on behalf of the government. They might use a real name, like the FTC, Social Security Administration, IRS, or Medicare, or make up a name that sounds official. Some pretend to be from a business you know, like a utility company, a tech company, or even a charity asking for donations.

2. Scammers say there's a PROBLEM or a PRIZE.

They might say you're in trouble with the government. Or you owe money. Or someone in your family had an emergency. Or that there's a virus on your computer.

Some scammers say there's a problem with one of your accounts and that you need to verify some information.

3. Scammers PRESSURE you to act immediately.

Scammers want you to act before you have time to think. If you're on the phone, they might tell you not to hang up so you can't check out their stor

4. Scammers tell you to PAY in a specific way.

They often insist that you can only pay by using cryptocurrency, wiring money through a company like MoneyGram or Western Union, using a payment app, or putting money on a gift card and then giving them the numbers on the back of the card.

Some will send you a check (that will later turn out to be fake), then tell you to deposit it and send them money

## Mr and Miss Junior Grange Ohio (Age 5-7) JUNIOR GRANGE PRINCE AND PRINCESS (Age 8-12) ENTRY FORM

Name \_\_\_\_\_ Date of Birth \_\_\_\_\_  
Address \_\_\_\_\_ City \_\_\_\_\_  
State \_\_\_\_\_ Zip \_\_\_\_\_ Phone # \_\_\_\_\_  
Junior Grange # \_\_\_\_\_ in \_\_\_\_\_ County

Send Form along with resume by September 1, 2021 to: Elizabeth Tolley 429 Hester Ave Alliance, Ohio 44601; or email to [ohiojuniorgrange@gmail.com](mailto:ohiojuniorgrange@gmail.com), Directors of Junior Grange.

## Darke County Fair



## Debbie Russell

Ohio State Grange Office  
16303 Village Parkway  
Fredericktown, Ohio 43019  
740-694-0211 – 937-541-1903 cell



GRANGERYOUTH

## Sandy Russell

614-330-6058

### Grange Youth: Stepping into the future with new challenges and adventures

We hope all of you had a great summer and are ready for the fall season. A new year is beginning for the youth. There are many programs available for the youth to take part in. Go to the National Grange website [nationalgrange.org](http://nationalgrange.org) under the youth department. Click on the 2023 youth handbook. It gives all the information on every program. There is too much information to put in this article, so this is the best way for you to check them out. You can also call the state office and we will be glad to send you a copy and answer any questions. We hope you will check them out. We are listing a couple in this article. As the youth go forward, please continue to support the youth in all they do. Make sure to include them in your meetings and different activities.

#### Youth Craft 1:

##### Ages 13-1/2 to 21 - Balloon Bowl Craft

Create a bowl from confetti or paper scraps. Blow the balloon up to regular size, but not too stretched out so it can pop later. Cut paper to size, if not already in confetti form. Spread glue or mod podge on the round part of the balloon (without covering the knot) with a paint brush or sponge, then sprinkle with layer of confetti. If you want the bowl to have a flat bottom, press it down on a flat surface lightly. Repeat layers until desired sturdiness of bowl is achieved, allowing the glue to dry between each layer.

Once dry, you can pop the balloon and discard from your newly created bowl. It is optional if you wish to trim the edges for a more uniform look or leave the edges rough.

Please do not add any further decorations, paint or accents to your bowls. You may seal with an additional coat of glue or mod podge if you wish.

#### Youth Craft 2:

##### Ages 13-1/2 to 21 – DIY No Sew Pillow

Use any preferred instructions to make a fleece tied pillow. You may choose any two patterned materials to make this pillow reversible. For example, one pattern per each side. The finished pillow should be square and not exceed 12"x12" on all sides, not including the fringed ties. Your pillow can be completed with a pillow insert or any stuffing material. Braided variations of the No-Sew pillows will not be accepted.

#### Youth Baking

##### Ages 13-1/2 to 21 M&M Blonde Brownies

Ingredients:

½ cup unsalted butter, softened  
2 cups packed brown sugar  
2 large eggs  
2 teaspoons vanilla extract  
1 teaspoon salt  
2 teaspoon baking powder  
2 cups all-purpose flour  
1-1/2 cups M&M candies, divided

Instructions:

Preheat the oven to 350 degrees. Spray a 9x13 baking dish with nonstick spray. Beat the butter and brown sugar until creamy. Add the eggs and vanilla and beat again. Sift together the salt, baking powder, and flour. Slowly beat into the butter mixture. Stir in 1 cup of M&M candies by hand. Spread the batter in the prepared dish. Sprinkle the top with the extra ½ cup candies. Bake for 22-25 minutes. Let the cookie bars cool completely before cutting into squares. Store in a sealed container. Note: They will seem under done and under baked when you pull them out. Let them sit on the counter for at least 2-3 hours before cutting into them.

#### Public Speaking

There are 3 categories as well as 3 age divisions as follows:

##### Youth 14-21 years of age

##### Young Adults 22-35 years of age

##### Adult 36+ years of age

Ages as of January 1st determine the age group. For state regional and national public speaking contest, props will be allowed, but must be appropriately sized for the room. To compete in a regional speech contest it is NOT REQUIRED to compete first at a state level.

##### Category A: Prepared Speech

With topic of the contestant's choice. Contestants in the category will be required to answer an impromptu question at the end of their speech. The question will be related to the chosen speech topic. Speeches must be a minimum of 3 minutes and a maximum of 5 minutes. Contestants may use a slide show presentation for their speech if they so choose. A projector will be provided, contestants must provide their own computer and HDMI connection adapter. A paper copy of an outline must be provided for the judges.

**Category B: Impromptu Speech**

Participants will draw two topics, select their choice of the two and return one. Impromptu speeches should be at least 1 minute in length and no longer than 5 minutes. Timekeeper will hold up hand when the 1-minute mark has been reached and then 4:30 minute mark has been reached so speaker knows when he/she can stop.

**Category C: Youth Ambassador/Youth Patron Prepared Speech**

State Ambassador and Young Patrons are required to give a prepared speech at their regional conference the year they apply for the National Grange Youth Leadership team. They must present a speech on one of the following topics:

- What does Grange mean to me?
- What is leadership?
- How can you apply the National Grange mission statement to your future endeavors in the Grange?

The same guidelines as Category S should be followed. Speeches in this category WILL NOT be chosen for Best of Show. Ambassadors/Young Patrons wanting to compete for Best of Show shall enter additionally in Category A.

**Sign-A-Song Regional Contest:**

**Novice Category:** One who is beginning to learn sign, has had no more than three sign language classes and has entered the sign-a-song contest no more than two years.

**Hobbyist Category:** One who signs on an occasional basis and strictly for fun. One who has entered the sign a song contest more than two years.

**Group Category:** Two or more people signing

**Expert Category:** One who signs professionally. Ineligible for Best of Show but looking for an opportunity to encourage others to participate.

Go to the National Grange web site for more details and rules.

**Ambassador Contest:**

You must be 15 to 21 years of age. Must be single, never married, have no children, and must not marry and/or have children during time of service. If under 18 must have parent/guardian consent.

**Young Patron/Young Couple Contest:**

Ages 22-35 must have been a grange member for a minimum of one year. Anyone interested in participating in one of these contests, please fill out the application and send it to the Ohio State Grange office by October 1st NO Later.

**Youth Summer Camp** – Tentatively June 10th – 13th. Place TBD More information later.

**2024 State Convention - TBD**

**AMBASSADOR, YOUNG PATRON & YOUNG COUPLES ENTRY FORM**

**FEMALE AMBASSADOR:**

Name \_\_\_\_\_ County \_\_\_\_\_  
 Address \_\_\_\_\_ City \_\_\_\_\_ Zip \_\_\_\_\_  
 Telephone (\_\_\_\_) \_\_\_\_\_ Birthdate \_\_\_\_\_ Age \_\_\_\_\_

**MALE AMBASSADOR:**

Name \_\_\_\_\_ County \_\_\_\_\_  
 Address \_\_\_\_\_ City \_\_\_\_\_ Zip \_\_\_\_\_  
 Telephone (\_\_\_\_) \_\_\_\_\_ Birthdate \_\_\_\_\_ Age \_\_\_\_\_

**YOUNG PATRON:**

Name \_\_\_\_\_ County \_\_\_\_\_  
 Address \_\_\_\_\_ City \_\_\_\_\_ Zip \_\_\_\_\_  
 Telephone (\_\_\_\_) \_\_\_\_\_ Birthdate \_\_\_\_\_ Age \_\_\_\_\_

**YOUNG COUPLE:**

Husband: \_\_\_\_\_ Birthdate \_\_\_\_\_ Age \_\_\_\_\_  
 Wife \_\_\_\_\_ Birthdate \_\_\_\_\_ Age \_\_\_\_\_  
 Address \_\_\_\_\_ City \_\_\_\_\_ Zip \_\_\_\_\_  
 Telephone (\_\_\_\_) \_\_\_\_\_ Date Joined Grange \_\_\_\_\_

Please send completed forms to: Debbie Russell, Ohio State Grange, 16303 Village Parkway, Fredericktown, Ohio 43019. Deadline for registration is September 27th.

**Elizabeth Tolley**

429 Hester Ave

Alliance Ohio 44601

Email: Ohiojuniorgrange@gmail.com

Phone: 330-206-0205

**Celebrating Our History as  
Ohio State Junior Grange****Sarah Casseday**

108 Country Club Lane

Marietta, Ohio 45750

Email: Ohiojuniorgrange@gmail.com

Phone: 330-221-9309

**2023-2024 Junior Grange Program****8 and Under - Brownies****Ingredients:**

1 cup packed light brown sugar.

8 Tablespoons (1 stick) butter melted.

1 egg beaten.

1 1/2 teaspoon vanilla extract

1 1/4 cup flour

1 teaspoon salt

1/4 teaspoon baking powder

1 cup butterscotch backing chips.

**Instructions:**

Preheat the oven to 350° F. Line an 8-inch square baking pan with aluminum foil. Be sure to use a piece large enough to cover the sides as well as the bottom.

In a large bowl, add the brown sugar, melted butter, egg, and vanilla extract. Stir them to combine, Add the flour, salt, and baking powder, stir to combine. Fold in the butterscotch chips. The batter will be very thick.

Add the batter to your prepared baking pan and use the back of a spoon or spatula to gently spread the mixture evenly across the bottom of the pan. Bake for 25 minutes or until the center is set and the top is a light golden brown.

**9-11 years old - Apple Sauce Cookies****Ingredients:**

1 cup Unsweetened Apple Sauce

1 cup sugar

1/2 cup butter

1 egg

2 1/4 cup flour

2/3 cup raisins, chopped.

1 teaspoon baking powder

1 teaspoon baking soda.

1 teaspoon cinnamon

1 teaspoon cloves

1/4 teaspoon salt

**Instructions:**

Mix all ingredients together, drop from teaspoon, bake on 375 Degrees for 10-15 minutes depending on oven Let them cool on rack.

**12-14 years old - Soft Pretzels****Ingredients:**

4 to 4 1/2 cups all-purpose flour

2 Tablespoons sugar

1 package dry active yeast

1 1/2 teaspoon salt

1 cup low fat milk

1/2 cup water

2 Tablespoon vegetable oil

2 eggs, lightly beaten.

Coarse Salt to Top

**Instructions:**

Preheat oven to 350 degrees F.

In a large bowl, combine 2 cups flour, sugar, undissolved yeast, and salt.

Heat milk, water, oil until warm (120-130 degrees F)

Stir milk mixture into flour mixture until well combined.

Add enough of the remaining flour to make a soft dough.

Knead on floured surface until smooth and elastic, about 4-6 minutes.

Cover, let rest on floured surface for 10 minutes.

Divide dough into 14 equal pieces. Roll each piece into a 20-inch rope.

Cover; let rest 5 to 10 minutes until risen slightly.

Shape into pretzel by curving ends of each rope to make a circle, cross ends at top, twist ends to bottom of circle.

Place pretzels on two greased baking sheets

Brush with beaten eggs, Bake for 15 minutes.

Remove from oven; brush again with eggs and sprinkle coarse salt.

Return to oven and back for 15 minutes or until lightly brown. Remove pretzels from baking sheet and place on baking rack.

**Baking Rules**

There are 3 age groups – 8 & under, 9-11, and 12 – 14. Age shall be as of January 1, 2024, Contestants must be a Junior Grange member in good standing. Contestants must be at least 5 years of age by the county contest.

Place 3 brownies, 3 cookies or 3 pretzels on a disposable plate for judging.

The following information must be neatly printed and securely fastened to all entries: name, age, (as of 1/1/24), date of birth, Junior Grange name and number and county represented.



**Sewing Contest**

Gloves

Supplies:

2 gloves per dinosaur  
(matching or not)

Sewing thread

Sewing needle

A couple of pins

Scissors

Toy stuffing


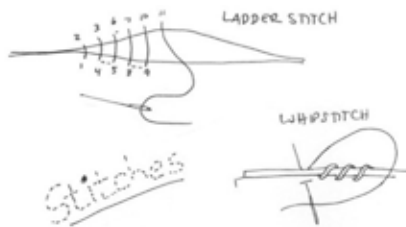
Embroidery thread, buttons, felt circles, or beads for eyes.

Chopsticks or another stuffing tool (optional)

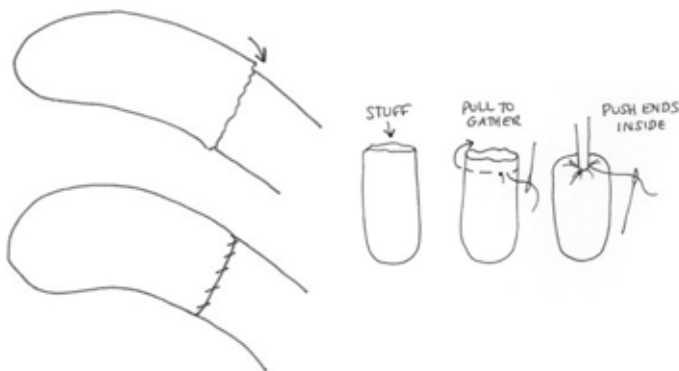
**DIRECTIONS**

If you are not confident that your hand sewn stitches are small enough, just sew a second line of stitches to add strength to the seam.

1) Turn one glove inside out and sew a curve of small stitches across the base of the fingers and cut the fingers off about 5mm above stitching. Turn right side out.



2) Stuff this hand and thumb and stuff the cuff inside of the glove. Stitch across the bottom using a ladder or whipstitch.



3) Use the longest cut-off fingers for the head and the tail. Stuff each one. For the tail, turn the raw edges inward and simply stitch the tail to the back end of the dinosaur. Stitch in a circle around the base of the tail attaching it to the back of the dinosaur. The stitching may gather a little and that's fine.

4) The head is stuffed not quite to the very end and stretched over the neck like a sock over a leg. Angle the head slightly to make a nice curve of the neck and head and pin in place. Turn the raw edges under and stitch around using a ladder stitch, connecting the head to the neck. Try not to pull the stitching so tightly that it starts to pucker around the neck.

5) Using a matching or contrasting glove, cut the four fingers off. Stuff them, sew a large running stitch around the opening to gather, and pull tight. Using a chopstick or your finger, poke the raw edges inside the leg so all you see is the puckered gather.



6) Stitch each in its proper place slightly to the side of the center belly seam. If the legs are stuffed well and the stitching secure, the dinosaur will be able to stand up well and not sink.

7) Add eyes by making a couple of french knots using embroidery thread, or sew on small buttons or beads.

8) If the neck seam appears to prominent to you, tie a ribbon around the dinosaur's neck or embroider a fancy stitch around the seam to lessen its appearance.

**\*\*TWO ADDITIONAL SEWING PROJECTS CAN BE FOUND UNDER FAMILY ACTIVITIES THAT JUNIORS CAN PARTICIPATE IN\*\***

**Craft Contests**

Gods eye baby turtle craft

Supplies:

Popsicle sticks

Colorful yarn

Marker

Directions:

Paint 3 popsicle sticks with quick dry solid tempera paint.

Once the paint dries, draw on a face and some toes with the marker.

Then, hot glue the turtle together (adults may need to help with this step).

Next tie on a piece of long yarn (make sure to leave a bit of excess yarn so that you can tie the last piece of yarn to the first piece of yarn at the end.)

Then, wrap the yarn around the turtle (across the center), making sure to cover the middle portion. (around 2-3 times each time.)



**Junior Continued on Page 10.**

## Junior Continued from Page 9.



Begin weaving just like you would with a normal two stick God's eye pattern. Place the yarn over a popsicle stick, wrap it around once, and then place the yarn over the next popsicle stick, wrap it around, and keep repeating that over and around process.

To change colors, simply tie on another piece of yarn. Once finished, tie the last piece of yarn to the first piece of yarn.



are flat, leave them in the oven for about 30 seconds more.

## Paper Plate Design

Supplies:

- Paper Plate (no smaller than 11 inches)
- Paper
- Other crafting design options



Directions:

- Use any medium to turn the paper plate into another object.
- I.e.: An animal, rainbow, etc.
- Plate can be folded in half or left whole and paper, felt, pom poms or other items added to create your design.
- Be creative.

## Tin Utensil/ Office Supply Holder

Supplies:

- Tin Can (10.75 oz)
- Fabric/ Paper/ Felt
- Scissors
- Craft foam
- Modge Podge
- Accents to Decorate



Directions:

Cover Tin with modge podge and place Fabric/ Paper or Felt around the can and let dry.

Apply thin layer of modge podge over the fabric/ paper or felt to seal to the can.

Decorate with accents to your liking.

## Craft Rules:

- Three age groups: 8 and under, 9-11, 12 – 14. Age shall be as of January 1, 2024. Must be a Junior Grange member in good standing (except non-member craft). Must be at least 5 years old by the county contest.
- Local Junior Grange contest is to be held at the Leader's discretion. The Junior Deputy oversees the county contest and bringing the county winners to the state session for judging.
- All Juniors are to compete in the county in which they reside, unless their parent(s) or grandparents belong to a Grange in another county, in which case they will compete in the county where their family are members.
- The following information must be neatly printed and securely fastened to all entries: Name, address, age (as of 1/1/2024), and date of birth, Junior Grange name, number and county represented. Scoring for Craft and Family Activities Committee Contest: Workmanship 30 points; Originality 40 points; Creativity 30 points.
- State Awards: 1st place - \$5.00; 2nd place - \$4.00; 3rd place - \$3.00; 4th place - \$2.00; 5th place - \$1.00, plus

## Shrinky Dinks

Supplies:

- #6 recyclable plastic – this is that thin, stiff plastic that is used for lids of disposable aluminum baking dishes and salad containers.
- Sharpies or colored pencils (Sharpies work better)
- Scissors
- A baking sheet.
- An oven
- Hole punch – optional for making keychains.
- Metal keychains – optional



DIRECTIONS:

- Cut out any shape you want from the #6 plastic. Draw designs with Sharpies and color them in!
- Each of these designs will shrink down to about 1/3 of their original size, so keep this in mind when drawing your pictures.
- If you want to make keychains, punch the hole now with a hole punch. You won't be able to punch a hole after they come out of the oven.
- Place in the oven on 325 F, they take about 3 minutes to bake. First, they will shrink and wrinkle up and get sort of curly! Then they will flatten out again. Once they

ribbons for first eight places and county winner ribbons for each county winning entry brought to state judging.

\*\*\*\*\*ALL JUNIOR ENTRIES COME TO STATE JUDGING\*\*\*\*\*

### Art Contest

There are five categories for Junior Art Contest this year.

1. Mythological Creature
2. City Scape
3. Cartoon Character
4. Portrait
5. Computer Generated Art

Criteria for judging art entries:

- How well the artist uses the medium selected.
- Craftsmanship and skill.
- Composition, presentation, or subject.
- Originality.
- Theme and its treatment.

### Rules for Junior Art:

- All entries must be the original work of the member except category E (Computer Generated Art) which is created or manipulated on the computer, then printed.
- All entries must be completed after September 1st of the previous year.
- Entries are judged based on subject categories.
- Nude or inappropriate entries will not be accepted or displayed.
- Size for all classes: Artwork must not exceed 24" x 36" including frame. There is no minimum size. Miniatures will be accepted in all categories.
- All entries must be framed or have firm backing so they can be properly displayed.
- Non-breakable covering (such as Plexi-glass) is accepted. Glass covered entries will not be judged. DO NOT SEND ANY GLASS WITH ENTRIES (backing or frames).
- Computer enhancement of artwork and/or art generated by using computer printers is not permitted except by Category E.
- Sculpture is not accepted, however paintings on saw blades, wooden objects, etc. that are of sturdy and non-breakable nature are accepted.
- Age of the Junior Granger as of January 1 of the current year, must be on the registration card, firmly attached to the back of the entry.
- There are three age divisions for each category: Ages 8 and under, 9-11, and 12-14.
- Entry card must contain the following information neatly printed and securely attached to the back of the artwork: name, address, age (as of 1/1/24), date of birth, Jr. Grange name and number; and county represented.

### Photography Contest

There are five categories:

1. Country Scene
2. Sunrise/Sunset
3. Pets – may contain one of more pets.
4. Grange/Community Service Activity (Must show a Grange name, logo, or something identifying at least 1 person or place involved with Grange.
5. Patriotic

Criteria for judging photographs:

1. Only prints are accepted for judging – no slides.
  2. Photographer must be specific as to the category entered, for each photograph as shown on the entry tag.
  3. Each photograph may be entered in only one category.
  4. Participants may enter all categories, using different photographs
  5. Participants may submit only one entry per category.
  6. Entries must be taken after September 1st of the previous year.
  7. Prints may be by a commercial process, but photographs must be taken by the junior entering
  8. Frame of stiff backing is required for all photographs.
  9. Size of entry including frame and backing, must be no smaller than 4" x 6" or no larger than 16" x 20".
  10. Non-breakable covering (such as Plexi-glass) is accepted. Glass covered entries will not be judged. DO NOT SEND GLASS WITH ENTRY.
  11. Only traditional printed photos will be accepted. No computer altered or photocopies are allowed however, the source of the image may be traditional film or digital image.
  12. Age and birthdate, of the Junior Member, as of January 1 of the current year MUST be on the registration card attached to the back of the photo.
  13. Panoramic photos, close-ups and black and white photographs may be entered in the appropriate category, based on the subject of the photograph.
  14. There are three age divisions – 8 and under; 9-11 and 12 to 14.
- Participant's identification information for Art and Photography entries: Name, age (as of 1/1/24), complete address, date of birth, Junior Grange name and number, county and category entering. Art and Photography Awards: First, second and third place ribbons as well as \$5 – 1st place; \$4 – 2nd place; \$3 – 3rd place prize will be awarded in each age group and each category in the Junior Division of the Art and Photography contest.

### Junior Sign A Song Contest

Song, Phrase, Poetry, and Spoken Word – Individual 8 and under, 9-11, and 12 -14. Group 5-14(2+)

**Junior Continued on Page 12.**

### **Junior Continued from Page 11.**

All signing contestants will perform at the state talent contest.

The audible word, which must be used while the contestant is singing, may be a recording, an adult, another junior or the contestant themselves.

ASL (American Sign Language) shall be used.

Entry blanks must be submitted by June 1st to Sarah or me.

Other than the above, the rules of the talent contest apply.

Awards: A plaque will be given to the state winners in each category. Entries are judged based on subject categories.

### **Junior Prince and Princess/ Mr. Junior an Miss. Junior Granger**

Open to all Junior Grangers ages 5-7 (Mr. Junior and Ms. Junior Granger), 8-14 (Prince and Princess) as of September 30, 2024.

The pageant will be on Saturday Evening of the Ohio State Grange Convention.

This will be a two-part Pageant -starting with an informal interview the afternoon of the pageant, and a resume of Junior Grange Activities, along with church, community, school, clubs, and different activities for the past two years. Entry Forms will be in the July-August Granger and in 2023-2024 Junior Leader Handbook.

Entry forms along with the resume due to Sarah or I by Sept 1st. There will be no county contest, so more than one can run from each Junior Grange/County.

The reigning Junior Prince and Princess must remain active in Junior Grange for their reign.

### **Junior Talent Contest**

Vocal Solo. Vocal Duet

Reading. Dance Solo

Dance Duet. Piano Solo

Instrumental Solo Chorus (4 or more)

Miscellaneous (anything not covered above)

\* Three age groups: 8 and under, 9-11 and 12- 14 (except Chorus, which is 5 to 14). In other categories with multiple participants, the age group will be based on the oldest participant. Must be 5 by the State Contest and cannot be 15 by September 30, 2024. Must be a Junior Grange member in good standing. Age break is based on age at the State Talent Contest.

\* Accompanist may be a Junior or Adult or may use a tape or CD with minimum voices on the recording, or a karaoke type CD with vocal entries. Dance and miscellaneous entries may have voices with their music.

\* There will be no district contest; everyone will compete in the state contest.

\* Memorization is required in all categories except Piano and Instrumental Solo (Juniors only).

\* A five-minute maximum time limit applies to all categories.

\* Each Junior may compete in a given category only once per year.

\* Entry blanks are available in the Junior Leader Handbook or Ohio Granger Magazine, or the State Grange Website and must be sent to the Junior Directors by June 1.

\* Number/title being performed MUST accompany the entry.

\* The date and location will be in later articles.

Awards: A plaque will be given to the state winner in each category and participation ribbon will be given to the other participants in the state contest

### **Junior Grange Camp**

**Date – TBD**

Age: Must be at least 5 years old by June 24 and cannot be 15 by September 30, 2024.

Jr. Camper cannot be a Subordinate Grange member. Non-members of the previously listed ages may attend provided they join the Ohio State Junior Grange #1076 while at camp.

Registration forms will be available in a future Ohio Granger Magazine, in the Junior Leader Handbook, or on the Ohio State Grange Website at [www.ohiostate-grange.org](http://www.ohiostate-grange.org) under forms.

Registration is due to Sarah or Elizabeth Tolley by June 10th. (Electronic Form is available)

Cost will be included in a future Ohio Granger magazine along with additional details.

### **Junior Grange Lock-in**

We are planning a Lock-in to provide a fun spring activity with our juniors and will have crafts and fellowship as well as entertainment and a potential outing to be determined.

### **Day Trips**

We are planning two separate outings for the day. All family and friends will be welcome. We hope these trips will allow other families to be introduced to Grange and provide fun trips for our juniors across the state to reconnect.

2024 Dates- TBD

### **Membership Contest**

The Junior Grange membership contest runs from July 1, 2023, to June 30, 2024. Entries must be submitted by September 1, 2024. There will be an entry form in the Junior Leader Handbook and a future edition of the Ohio Granger Magazine.

### Junior Grange Report

Please refer to the current Junior Leader Handbook for the details on completing the Junior Grange Report.

We greatly appreciate each Junior Grange in completing and submitting this report no matter how much or how little your Junior Grange is currently doing. This report helps us gauge what parts of the program need changing, and which Junior Granges are active across the state.

If you need a copy of the report form, please contact either State Junior Grange Director and we will be more than happy to help.

### National Junior Programming

These are just some of the programs the National Junior Grange has to offer, if you interested, please reach out to us for more information or visit the National Junior Grange Website- <https://www.nationaljuniorgrange.org/>

### Junior/ Youth Workshop

This will be held at the State Office. During this event we will be talking about our programming, crafts along with special speaker on promoting membership to help grow the future of the grange, lunch and dessert are included- We hope to see all of you there.

### Facebook Group

The Junior Grange has a Facebook Group, which is where all updates go out quickly. Please Join our Group (Junior Grange-Ohio)

### YouTube Video

For Promotion to Junior Grange and Junior Camp we have linked our videos to our YouTube Channel <https://www.youtube.com/channel/UC82--yOzvTTxJgi5l-FpKMuQ>

Fraternally Yours,  
Beth and Sarah

### Thinking about Christmas presents yet?

Here are a couple from the National Grange.



Grange Socks for the Granger that has everything or a subscription to the "Good Day" magazine for the reader. These are available through the National Grange website at [www.NationalGrange.org](http://www.NationalGrange.org). For the socks click on "Grange Store" and for the "Good Day" magazine subscription click on "News". Socks are \$16.00 plus \$5.00 S&H, Magazine \$14.00 plus \$2.00 fee.

### Miami County Fair



**Kevin Evans**  
**Community Service Director**  
5523 Township Road 128, Edison, Ohio 43320  
Phone: 419-560-4791  
Email: kevans@redbird.net



**Ohio State Grange**  
**150th Anniversary**  
**1873 - 2023**

**Looking FORWARD To**  
**The Future**

## **Ohio State Grange Community Service Program 2023-2024**

I want to start by thanking everyone that has found a way to celebrate our 150th Anniversary of the Ohio State Grange in your community. As we are winding down this Grange year, we begin a new one. Recently it has occurred to me that I am approaching 10 years of having the great honor of working with all of you as the Ohio State Community Service Director. Appointed in 2014 by State Master, Robert White, I cannot thank you enough for all of the support you have given me and making this so rewarding. With that said, I would be happy to mentor anyone who would like to also like to have this wonderful experience.

*The GRANGE TODAY Stepping Up To Meet The Challenges Of Tomorrow.* A fitting theme for the year when it comes to Community Service projects. It took a pandemic for us to realize we must become more agile and responsive as needs in the community arise to be effective in our endeavors. As the Community Service Director - YOU play an integral role in your local Grange activities that directly affect your community and members. Membership can be built on the foundation of your programs making people want to be part of the good works that you do so be sure to publicize them. Also remember to recognize those in your communities in the fields of education, law enforcement and fire fighters. This also puts your grange in the spotlight. Refer to this issue for programs involving community service. But remember you may contact me with any questions.

### **Join the Ohio State Grange Community Service Facebook page.**

Of course it is not a requirement, but here we can share pertinent and timely information about community service projects. We need to let the public know the great works we are doing in our communities. I want YOU to share photos and information about your Grange activities as well as get ideas from other granges that are supporting their communities. The National Community Service Director also frequently shares our posts on the National Community Service Facebook page which you can also join to see what Granges across the United States are sharing.

### **Community Service Annual Report**

As the title suggests, you are charged with supporting your local Grange in all the wonderful service projects that are done that support the communities in which we live. As part of that role, you should keep records of all the projects your Grange participates documenting the details of the projects, how many grangers and sometimes non-Grangers helped with the project and retain copies of any publicity that shows the grange in action. At the annual Ohio State Grange convention, the county deputies receive a packet for you which includes copies of the report form you are to complete. The deadline to submit all reports and nominations for the community service awards is September 1st each year. The reason for the deadline, is I must submit our top report and participation results to the National Grange Community Service director by October 1st. You will mail your report to me and the address is on the form. If you misplace any of the forms or need additional copies of them, all the forms are on the Ohio State Grange website under the forms section with the heading Community Service.

### **Lecturer & Community Service Workshop**

Join us Saturday, March 2, 2024 for the annual Lecturer & Community Service workshop. You do not have to be a Lecturer or Community Service Director to attend. The meeting is held at the Ohio State Grange Office, so bring a carload of Grangers with you. This is a day full of sharing information and participants leave with more than they arrived with. There is a minimal charge for the day which includes morning snacks and lunch. You will contact the State Grange office to reserve your seat for the day. In addition to this annual event, we typically have a short workshop at the annual convention in October for those attending the convention.

### **Community Service Recognition Awards**

\*\*\*Teacher\*\*\*Police Officer\*\*\*Fire Fighter\*\*\*

\*\*\*Volunteerism\*\*\*

\*\*\*Granger of the Year\*\*\*

Recognition is another way we publicize our grange by honoring those that play an important role in our

communities. The National Grange has specific awards that recognize those in the occupational fields of Education, Firefighting and Law Enforcement. You can recognize both Grange members and non-Grange members for these awards and we can recognize both at the state level, however we will only send one entry for each of those awards to the National Grange from Ohio. Also, at the Subordinate and State level we also recognize individuals for their volunteerism and again you can honor both a Grange and non-Grange member for those awards. These are your awards and you should own them. Feel free to submit pertinent information that you want the judges to review so we have a clear picture of the achievements of your candidates – this should include supporting documentation like newspaper and magazine articles talking about their accomplishments and other awards they have received. Also, if you perform interviews with their family or friends please include this information in the application. The judges only have the information you supply them with.

If you have a state winning award recipient, the Ohio State Grange will pay for the convention banquet meal ticket for the award recipient and their spouse. If the award recipient wants to bring family members to see them get the award, typically the local Grange or Pomona will pay for any additional banquet tickets. Otherwise, you must ask the award recipient to pay for the meals. Orchestrating what meals, they want, how many are attending for table placement is all information that will need to be finalized quickly when we are preparing for convention.

**Ohio State Grange Hall of Fame**

Another recognition for Ohio State Grange members for notable service above and beyond, is by submitting a resolution to the Ohio State Grange office in Fredericktown by the resolution deadline. The resolutions are all reviewed at convention and brought before the delegate body. Those individuals that have received this prestigious award are listed on a plaque at the Ohio State Grange Office.

**Ohio State Grange Community Service Project**

We continue to support the Flying Horse Farm with financial donations. A camp for medically fragile children who attend at no cost as part of the SeriousFun Children’s Network. A place where children are not defined by their illnesses. They deliver unforgettable camp experiences that have a lifechanging impact. Please send your Grange’s donations to the Ohio State Grange office, designating the Flying Horse Farm. We typically present the total donations to them at our annual convention.

Thank you for stepping up to meet the challenges of the Community Service Director’s position. If you have any questions, please do not hesitate to reach out to me. Fraternaly Kevin Evans 5523 Township Road 128, Edison OH 43320 or call me at 419-560-4791.

**University Grange Scholarship**

**Guidelines**

1. Applications shall be submitted to the Ohio State Grange office at 16303 Village Parkway, Fredericktown, Ohio 43019-9585. The application deadline is July 15, with the selection being made by August 1. Applications are available from The Ohio State Grange office.
2. The scholarship committee shall consist of 3 members including the State Master, a past or present member of University Grange (selected by the State Master), and one person selected by the Executive Committee.
3. A minimum of 2 of the 3 members of the scholarship committee must review the applications and agree on the scholarship awards.
4. Scholarships will be awarded based on the following criteria:
  - a. Applicant must be a current Grange member in good standing.
  - b. Applicant must be a currently enrolled student at The Ohio State University.
  - c. Preference given to active members of University Grange (when it is in active status).
  - d. Preference given to students on Main Campus.
  - e. Applicant must meet any additional scholarship eligibility criteria established by The Ohio State University.
  - f. Award will be based on applicant’s involvement in Grange activities, related community service work, grade point average, involvement in other youth groups, and leadership activities.
5. The number and amount of scholarships awarded will be based on the amount of money earned on the scholarship endowment account as reported to the State Grange. The initial goal will be to award 2 scholarships per year of approximately \$500.00 each.

**10 Most Common Phone Scams to Look Out For**

If you get one of these suspicious calls, it may be a crook on the other end of the line.

The IRS agent calling you on the phone isn’t really from the government, and the person collecting disaster relief funds may actually be lining his own pockets. Phone scams are common, and they often prey on people’s generosity or fear. Nearly 1 in 6 Americans have lost money to a phone scam in the last 12 months, according to the 2019 U.S. Spam and Scam Report from the phone app Truecaller.

While crooks use many scenarios, here are 10 common phone scams currently making the rounds.

- \* Threatening calls from the IRS.
- \* Technical support calls.
- \* Fake charity appeals.
- \* Lottery scams.
- \* Family members in peril.
- \* Bank fraud calls.
- \* Insurance, health care and debt scams.
- \* Website password requests.
- \* Fake customer requests.
- \* Other urgent requests.

## **Ann Shank - Lyn Shank**

### **Family Activities Directors**

1303 E. Main St.

Louisville, Ohio 44641-1909

Phone: 330-875-5843

e-mail: OSFamilyActivity@gmail.com

**STAY SAFE  
STAY CONNECTED  
STAY POSITIVE**

It is a new year for the Family Activity committee and we have given ourselves a facelift, no not personally though some may say one or more of us may need one. LOL! We worked hard this past year to try to bring you some different ideas. We have looked at other states and what they are doing, Pennsylvania, California, Washington, New Hampshire, North Carolina to name a few. So me have very large Women's Activity many like a fair size. Wow! A couple states have it listed for two years, this year and next. Our facelift is NOT that extreme. Please read on and see what is new.

"Mrs. Lauby's Music Quilt" has gone to the quilter and is ready for you to see. There is a picture in this monthly. The quilt will be auctioned off at the Friday night banquet at convention to the highest bidder. Last year's bidder did his bidding by proxy. If you cannot be at convention ask someone who will be to do your bidding, your max bid. You can contact anyone on the F.A. committee to bid for you too.

Keep checking the OSG website, the F.A. facebook page and email address and the monthly for the dates for "Spring Fling" in April. May 4, 2024 is Gristmill contest at the deputy, officers and directors conference at Highwater UCC in Newark, Ohio. \*\*\*\*F.A. email address is changed. It is now OSFamilyActivity@gmail.com. We have been missing to many of your e-mail,\*\*\*\*

Remember that is 2021 the delegates passed the resolution that there has to be TWO division in the Nifty Needle knitted or crocheted. Your item MUST be labeled as "knitted" or "crocheted" WE WILL NOT TRY TO GUESS WHICH ONE AND THE ITEM WILL NOT BE JUDGED.

Okay now I hope your interest is peaked and your want me to stop typing and get on to the facelift. Here you go:

### **Family Activities Mercantile Store Neighborhood Assist Program**

#### **Quilt of Valor**

This year, the Family Activities, Lecturer and Community Service Directors are coming together to sponsor "Quilt of Valor" Quilts. We know that every quilter has a stash of red, white and blue material sitting around waiting for that special quilt block. The Lecturer has the list of deserving Grange members. These quilts will be put together and handed out at the 2024 Ohio State Grange Convention in October.

The requirements will be as followed:  
12 ½ inches by 12 ½ inches unfinished (12 ½" x 12 ½") –  
\*this includes the ¼ inch seam allowance\*

Your own designs

Colors: Red, White and Blue

Deadline will be May 4, 2024 at State Baking Contest/Deputies/Officers meeting, except for the one you want to enter in the contest (VII. Comfort & Warmth – Class B Quilt of Valor Block). Keep that one and send to State Convention to be judged. But if you just want to do it for fun, then send it to us. You may turn it into the Family Activities Directors, at Spring Fling or mail it to us. They will be placed on our Facebook page.

#### **99 4 the One**

The Sock Monster  
for  
"99 4 the One"

The Sockless Monster Collection of socks for the homeless or friends in need. You can collect socks and bring them to any State Grange FA function for "99 4 The One" or you can give them to an organization in your area. Please keep track on your report. "99 4 The One" will also take your single sock, your clean holy socks, mismatched socks they use these by soaking them in rubbing alcohol and Vaseline and them put it in a mason jar and set it on fire for about eight hours of light at night.

**SOCKLESS MONSTER**



#### **VOSH**

VOSH is the longest running project for the Ohio State Grange Women's Activity and Family Activity. VOSH is Volunteer Optometric Services to Humanity. VOSH-Ohio has served 16 countries since 1987. Your county could have an ice cream social just by collecting the most unwanted prescription eyeglasses, Columbiana County received the ice cream social in March 2023. Ask optometrists offices, Wall Mart optometric, etc. to save glasses for your Grange.



## Cases for Smiles

Cases for Smiles pillowcases is another one of our biggest community service projects. You have been putting smiles on children's faces for 16 years. These simple pillowcases bring a great joy to the children with cancer or another terminal illness, and their parents. This little bit of brightness adds a lot to their day. The pattern is simple: see attachment.

Note: Make sure to wash the pillowcase for the protection of the children with suppressed immunity and do not use any softener. In addition, please place each pillowcase in its own zip lock bag.

Drop off sites – please check their website “casesforsmiles.org”

Here are few frequently asked questions about Cases For Smiles and their work.

*Do you take cash donations?*

We prefer checks, which can be made payable to Case for Smiles. You can also go online to support our mission and donate. It's easy and secure.

*Where do I send the check made out to Case for Smiles?*

Checks can be given to your Regional Coordinator or mailed directly to:

+Case for Smiles  
c/o Cheryl Ferraioli  
295 E. Swedesford Road #396  
Wayne, PA 19087

*What can I donate other than fabric?*

- Unscented detergent
- Ziploc plastic bags: 1 quart size (each pillowcase smile is delivered in its own Ziploc bag)
- Monetary donations are also welcomed! It currently costs about \$11.00 to make a pillowcase. Donations can easily and securely be made online.

*How do I wash the pillowcases?*

- Most chapters suggest the use of an unscented detergent in cold water with no fabric softener.
- Tampa hospitals require the pillowcases to be washed in vinegar and water
- Dry the case – no scented dryer sheets
- Iron pillowcase and place in a Ziploc plastic bag

*Can I deliver the pillowcases myself?*

No. The hospitals each have standards we must follow, especially due to the children's low immunity while under treatment. Additionally, many facilities have limited storage and we deliver based on available space.

*Is it okay to put a note in the pillowcase?*

Yes, a personal note may be inserted (no pins) into the plastic Ziploc bag. Personal notes cannot be of a religious nature.

*Do you accept seasonal pillowcases?*

Yes, the children love them. In fact, during Halloween, we have seen the children use their pillowcases as Trick or Treat bags. Please note seasonal bags cannot be of a reli-

gious nature or theme.

*Can I receive a tax credit for sewing pillowcases?*

Yes. We are a charitable, 501(c)3 organization. Provide your Regional Coordinator with your name, mailing address and number of pillowcases sewn and we will provide a letter reflecting your donation. All requests must be received by January 15th.

Sadly, I don't sew, but I DO have many other talents!

*What can I do to 'help'?*

Everyone has a talent that is needed to help with the pillowcases!

- Fabric needs to be cut and washed
- Pillowcases need to be ironed
- Pillowcases need to be picked up from drop-off sites
- Fundraising is necessary to purchase additional fabric, thread, and supplies.

\*\*Reach out to your Regional Coordinator to see what 'talents' are needed in your specific geography.

*My school, scout troop, church group, youth group, etc. want to HOST a sewing event. HOW and what do we do to get this going?*

The PDF on website contains some general guidelines to get you started organizing a sewing event for your local organization.

*What kind of fabric can I use to sew pillowcases?*

- Fabric needs to be 100% cotton
- Remember to use fun, colorful novelty prints!
- Check with local coordinator for local hospitals specific requirements

for example: often time hospitals don't allow flannel and RED pillowcases tend to bleed.

- We do not accept 'No-sew pillowcases'. See PDF for full list of guidelines.

*What pattern can I use to sew pillowcases?*

Hospitals use standard size pillowcases (20 x 26 inches)

Choose a bright and colorful fabric style:

- Border: 1/3 of a yard of fabric cut into a strip: 10 1/2 inches by 40 1/2 inches
- Case: 3/4 of a yard: 26 1/2 inches by 40 1/2 inches
- Please see the PDF for detailed instructions

## Fleece Blankets for Children

In talking with Akron Children's Hospital – their patients prefer the fleece blankets. We will also work with “Linus Blankets”. Check with your local hospitals on the “Wish List” for the kids.

Below are the instructions from Diana Stump, Columbus Area, Ohio Chapter Coordinator. Check with your Family Activity Chairperson for the full colored instruction.

Project Linus

No-Sew Fleece –“slip fringe through slit”

Blanket Instructions

**Family Activity Continurd on Page 18.**

## Family Activity Continued from Page 17.

You will need...

...1&1/2 to 2 yards of a single layer

“blizzard” or “anti-pill” fleece.

(please do not use “make-it and give it kits”—fabric too thin)

...Sharp fabric scissors, masking tape, pen or marker, ruler

Step 1: Using sharp scissors, remove both selvage edges along the length of the fleece. The selvage edge sometimes has words printed on it. Selvage edges may seem “hidden” and not obvious. Look for small holes the length of the fabric. The trimmed edge should be straight and smooth.

(Fabric rolls, does not look nice if the selvage is left on)

Step 2: Cut a 4 inch square out of each corner of the fleece. This allows the blanket to lay flat.

Step 3: With the fabric laying flat on a table, place masking tape from one side to the other, 4 inches up from the bottom edge of the fabric. Use the 4” corner cut outs as a guide.

Step 4: Using a ruler as a guide, mark lines every inch along the masking tape with a pen or pencil. \*\*Do not mark directly on the fabric.

Step 5: Starting from one side, cut a straight line up to the tape at each mark. The fringe will measure 1” wide by 4” long. After cutting the first side, pick up the tape, and place it on the next side. Continue cutting the fringe on all other sides of the blanket. Fringe lengths and widths should be the same on all sides of the blanket.

Step 6: fold the fringe up to the edge of the blanket Step 7: snip a TINY slit in the fringe at the fold.

Step 7: From the underside of the blanket, push the fringe into the slit and gently pull through. Using a small crochet hook, or the end of a pencil might help push the fringe corner into the slit to start pulling it through. DS 7/2023

## Family Activities Mercantile Contests

**I. Spring Fling** – only those that attended may enter - Members and Potential Members

Tentative dates April ??, 2024 at Valley College Grange in Wooster, Ohio, Wayne County or on April ??, 2024 at Frontline Church of God, Amanda, Ohio, Fairfield County, hosted by Clearcreek Grange. Below you will find a tentative schedule for that day.

9:30 Social Time

10:00 Greeting & introduction of committee and special guest. talk about our projects & Community service projects.

10:15 Speaker

11:15 Start your craft

Noon Lunch

1:00 Speaker

1:45 Work on Craft

2:30/3:00 Spring Fling is roughly over

## II. Gristmill – Members only

### Class A - Men’s – Vanilla Rich Chip Cake

1 pkg (18 ¼ oz) yellow cake mix

1 pkg (3 ½ oz) instant vanilla pudding mix

1 cup sour cream

½ cup water

1 Tbl vanilla

½ cup vegetable oil

4 eggs

1 cup mini chocolate chips

Powdered Sugar

Beat all ingredients, except chips, in large bowl with mixer on low speed just to moisten. Beat on medium speed for 2 minutes. Stir in chips. Pour into greased and floured 12 cup Bundt pan. Bake in 350 degree oven for 50 minutes or until the toothpick inserted comes out clean. Cool in pan for 10 minutes. Invert cake onto wire rack or plate. Cool Completely sprinkle with powdered sugar.

Note: 2 slices – ½ inch to ¾ inch thick

- pan size

### Class B -Orange Cookie with icing – your own recipe

Note: Your recipe

- 3 cookies on 6 inch disposable plate- wrapped in saran wrap or in container

### Class C - Raisin Bread – mini loaf – your own recipe

Note: – your recipe

- the WHOLE loaf of bread

-mini loaf pan size is 5x3inch (5 ¾”x3 ¾”)

or holds 2 cups of batter

- on 8 inch disposable plate – wrapped in saran Wrap or in container

### Class D - Healthy, Gluten free, Diabetic Bar – your own recipe

Note: – your recipe

-3 bars – 1 inch by 3 inches on 6 inch disposable plate or in container

## NOTES:

Please bring to State Baking Contest on May 4, 2024 at Highwater United Church of Christ, Knox County.

-Your information please tape (one piece PLEASE) to top on entry.

-One entry per county at State for Subordinate entries.

Thank you.

-Juniors all entries comes to state.

Thank you.

### III. Porch – Member only

#### Class A – Rain Chain

- No Longer than 8 feet
- Use of any items – new or used

### IV. Hardware Store – Members and/or Potential Members

#### Class A – Phone Stand Holder

- any medium material
- No bigger than 10 inches by 10 inches



#### Class B – Trivet for Hot Dish

- any material
- No bigger than 10 inches x 10 inches x 1 inch

#### Class C – Welcome Sign

- 5 feet tall x 12 inches wide x 2 inches thick

#### Class D – Misc Hardware Sculpture

- Using nails, bolts and etc



- No bigger than 6 inches x 6 inches x 6 inches
- You DO NOT need to be a welder. You can use “JBweld”

### V. Needle and Thread – Members only

#### Class A – Sewing

##### A1 - Outfit (clothes) to fit 18 inch Doll

- Such as American Doll



A2 - Bum Bag or fanny pack or purse that you wear across the front of your body (NOT on the side of your body. You may have seen ladies or gentlemen wearing them this last summer.)



### Class B – Comfort Toy

#### B1 – Subordinate

B2 – Juniors – 5 to 14 years of Age – they all come to State for judging

NOTE:

COMFORT TOYS – Toys must be soft sculpture, filled with a commercial fiberfill. Entries must conform to U.S. Safety Regulations with no sharp edges that might injure a child; trimmings must be secure with NO buttons or glue-on eyes. Only one toy per person is allowed for judging.

All judging will be done at State Level. Toys are judged on cleanliness, safety, general appearance and workmanship. Only the comfort toy winning your county contest will be accepted at convention. All toys received will be donated to a local hospital to comfort the children who must be there for treatment or come into the emergency room..

Class C – Embroidery – Your choice of item. May be any type or style of embroidered item: Crewel, Huck/Swedish weaving, needlepoint and etc....

#### C1 – Subordinate

C2 – Juniors – 5 to 14 years of Age – they all come to State for judging

Class D – Counted Cross Stitch – Item may be mounted or framed, if appropriated.

Class E – Plastic Canvas – Any item made with any pattern using any yarn or thread product. Each entry is limited to 3 pieces or less.

### VI. Sheep to Shawl

#### Class A – Amigurimi Toy

Meaning of “amigurimi” -The word is a blend of the words ami (□) meaning crocheted or knitted, and nuigurumi a small, stuffed doll. Although the exact origin of crochet dolls is difficult to place, historians agree that the art probably came from China with records of knitted dolls dating back to the Shang dynasty.

What is the difference between regular crochet and amigurimi?



Amigurumi uses smaller hooks than regular crochet projects.

**Family Activity Continued from Page 19.**

Take two projects - an amigurumi and non-amigurumi project - and use the same yarn. You'll want to crochet amigurumi with a smaller hook than the non-amigurumi project, so that your stitches come out tighter.

A1 – Crochet

A2 – Knitted

NOTES:

No bigger than 12 inches high x 18 inches wide

You may have a set or single

**Class B – Afghan** – No size limit. The afghan may be made using any yarn suitable to entry. It must be knitted or crocheted, using your choice of pattern.

**B1 – Crochet**

**B2 – Knit**

**Class C – Something to Wear** – You may use any pattern for knitted or crocheted article of clothing or three piece set: hat, scarf and gloves (or mitten).

**C1 – Crochet**

**C2 – Knit**

**Class D – Baby Afghan** – The baby afghan may be made using any yarn suitable for entry. It must be knitted or crocheted, using your choice of pattern. NO BIGGER THEN 45”x45”

**D1 – Crochet**

**D2 – Knit**

**Class E – Rock-A-Bye Baby** – You may use any pattern and any yarn suitable for your knitted or crocheted entry. TWO pieces minimum baby set may include a pair of booties as part of the set. (A pair of booties is considered one item in the set.)

**E1 – Crochet**

**E2 – Knit**

**Class F – For the Table** – Is to be created by crochet or knitted or tatted. You may use any pattern or design to make a doily, luncheon cloth, table runner or 4 piece placement set. NO SIZE LIMITED.

**F1 – Crochet**

**F2 – Knit**

**F3 - Tatting**

**VII. Comfort and Warmth** – Members only

**Class A Sewing** - Make something using:

- 2 tea towels or hand towels and material
- useful in the kitchen

**Class B – Quilt of Valor** – judging one block

- use red, white and blue material

- 12 ½ inch x 12 ½ inch - includes the ¼ inch seam

**Class C – Quilt by an Individual**

**C1 – Hand Quilted**

**C2 – Machine Quilted**

**Class D – Quilt by a Group – Sponsored by a Grange**

**D1 – Hand Quilted**

**D2 – Machine Quilted**

Hope you found something that caught your attention and you want to try. Thanks to all who gave us some suggestions. Many thanks to the host Granges for Spring Fling each year and you that attend. Remember bring your “potential member” with you.

**McCutchen Grange #2360**

**Wyandot County**



McCutchen Grange recently honored 4 members for membership awards. Pictured from left to right are: Rose Jones, 60 years; Edna Armstrong, 65 years; Harry Traxler, Master; Rita Bennett, 60 years; and Evelyn Knaup, 70 years. To celebrate the occasion, the meeting was held at the Asian Grill, Tiffin, Ohio. A luncheon buffet was enjoyed by all.

**WELCOME!**

**New Members**

Terry Temple, Hopewell Grange #2688, Mercer County  
Mary Temple, Hopewell Grange #2688, Mercer County  
Ann Searight, Hopewell Grange #2688, Mercer County  
Brenda Kerfoot, Hopewell Grange, #2688, Mercer County  
Kenny Coleman, Collinsville Grange, #2264, Butler County  
Faith Blankenship, Sheffield Star # 1610, Ashtabula County  
Taylor Anderson, Dublin Grange #1409, Mahoning County

# Talent Contest

## Variety Act



Luanne Beadnell,  
Lexington Grange,  
Stark County  
“Worthy of It All”

## Instrumental Solo



Harry Traxler  
McCutchen Grange,  
Wyandot County  
“Alley Cat”

## Reading



Lonnie Totten  
Monroe-Dan Emmett Grange,  
Knox County  
“When the Frost is on the Pumpkin”

## Vocal Duet



Luanne Beadnell and Judy Milburn  
Lexington Grange,  
Stark County  
“If the Lord Builds the House”

## Grange Chorus



Knox County Chorus  
“The Lion Sleeps Tonight”

## Piano Solo



Luanne Beadnell  
Lexington Grange,  
Stark County  
“Sounds of Silence”



Harry Traxler  
McCutchen Grange,  
Wyandot County  
“I Asked the Lord”

## Vocal Solo



Luanne Beadnell  
Lexington Grange,  
Stark County  
“Thank You for the Blood”



Judy Milburn  
Lexington Grange,  
Stark County  
“This is the Stuff”



Karen Mottice  
Lake Grange,  
Stark County  
“I Can Only Imagine”



Troy Roberson  
Painter Creek Grange,  
Hardin County  
“Mammas Don’t Let Your  
Babies Grow Up to Be Cowboys”

## Best Of Show



Kea Shaffer  
Painter Creek Grange,  
Hardin County  
“He Touched Me”

## **Diana Nordquest, Lecturer**

399 Shelton Rd.

Salem, Ohio 44460

Phone: 330-537-3425

e-mail: nordquest\_diana@yahoo.com

## **“In Step to Meet Tomorrow’s Challenges.”**

### **LECTURERS DEPT. PROGRAM 2023-2024**

Welcome to new Lecturers and welcome back to returning Lecturers. Thank you to the Lecturers and other Grangers who took time to prepare reports, programs and other entries. Take time to review the contests and projects in all departments.

September is a great time to have a planning meeting for the new grange year. Evaluate current activities and make some changes if needed. Try to add one or two new activities for your grange to try this year. Have members give suggestions for programs.

Lecturer’s contest county winners will need to be checked in from 11:00a.m.-6:00 p.m. on Thursday, October 25 for judging. Deputies/Delegates remember to have your paper work filled out and contest items correctly labeled.

Congratulations to Kea Shaffer, Painter Creek Grange, Hardin County who was selected Best of Show with her vocal solo at the State Grange Talent Contest. Kea is eligible to represent Ohio at the National Grange Evening of Excellence in Niagara Falls, New York.

Special thanks to my committee Bev Foutz of Butler County and Brenda Widder of Tuscarawas County and to my family for all their help and encouragement during the past year.

### **LECTURER’S REPORTS**

Report forms for the 2023-24 year will be included in the Lecturer’s packet which will be distributed at the 2023 State Convention. Report forms will also be available on the State Grange website. Review these forms soon. All Lecturers should submit a year-end report. The information is helpful in planning new programs. This is not a contest. Every Lecturer who reports will receive recognition. The deadline for these reports is September 1, 2024. For Lecturers who choose to compile and submit a notebook of their programs, they will be judged and prizes awarded.

### **PROGRAMS TO SHARE**

Lecturers and Grangers may submit one program that they planned and presented in each category. The categories are:

**1. Any health topic**

**2. Something about Ohio** – historical sight, famous per

son, special food, etc. Choose a topic and create a program. Do not make it a general Ohio program.

**3. Any Topic** - You may include copies of special songs, skits. All program material will be returned. If you wish to share your program or idea, please mark SHARE so it can be copied before returning. Deadline to submit programs is September 1, 2024. Prizes will be awarded for First, Second and Third place programs in each category.

### **CONFERENCES**

There will be a state-wide Conference for Lecturers/Program Directors and Community Service Chairmen in the Spring at the State Grange headquarters in Fredericktown.

### **CREATIVE WRITING**

**Class A Poetry** – Adult/Subordinate, including Non-Members

**Class B Prose** – Adult/Subordinate Theme – Special Family Memory

**Class C Read-the-Book** – Fiction

**Class D Read-the-Book** – Non- Fiction

**Class E Write-a-song** – Adult/Subordinate

### **RULES FOR CREATIVE WRITING ENTRIES:**

1. Poetry entries are limited to 300 words.
2. Class A Non-Member entries must be sponsored by a local grange. And is the only category open to non-members.
3. Prose entries limited one typed page.
4. Read-the-Book is limited to 300 words. Tell why you enjoyed the book and why you think someone else would enjoy it. Include the suggested age level of the book.
5. For Class E, write new words to a familiar song that can be used in a grange program. Song should contain 2-4 verses. Include the song title of the tune used. Do not include the music due to copyright laws.
6. All entries should be mailed or emailed to the State Lecturer by September 1, 2024. Entries will be displayed and /or published in the Ohio Granger only if a statement granting permission is signed by the writer is included.
7. Winners will be announced at the Ohio Granger.

### **HEIRLOOM PROGRAM ACTIVITY**

Create an activity that can be used to reinforce one of the Quotes in the National Grange Heirloom Program. Information on the Heirloom Program is available at [www.nationalgrange.org](http://www.nationalgrange.org) under Programs. This could include puz

zles, skits, Lecturer's program, songs, etc. The quote with the month used should be included. Entries will be displayed and /or published in the Ohio Granger only if a statement granting permission is signed by the writer is included.

#### **RULES FOR HEIRLOOM PROGRAM ACTIVITY**

1. Entries should be labeled with Name, Grange, County
2. Item should be the work of the entrant.
3. Entries will be judged on creativity, clarity of directions, appropriateness to Grange.
4. Entries can be mailed to the State Lecturer during the year or brought to State Convention. No county judging. All entries to be judged at the State Level

#### **ART CONTEST**

**Class A Scene** – Member or Non-Member

**Class B Americana** – Anything that represents our country.

**Class C Animal**

**Class D People**

**Class E Computer generated Art**

#### **RULES FOR ART CONTEST:**

1. Entries may be in any medium, including fibers except ceramics.
2. Class for each entry must be chosen by the artist and indicated on the entry label attached to the back of the entry. Entry labels are in Lecturer's Packet and on OSG website.
3. Charcoal and pencil entries must be treated for permanence to avoid smudging.
4. All entries must be the original work of the entrant except Class E (Computer Generated Art) which is created or manipulated on the computer, then printed.
5. Size of entries must not exceed 24" x 36". There is no minimum size.
6. Nude entries will not be accepted.
7. All entries must have a firm backing so they can be properly displayed.
8. Non-breakable covering is acceptable. Glass covered entries will not be accepted.
9. Best of Show in 2023 may not enter the same category in 2024.

#### **PHOTOGRAPHY CONTEST**

**Class A Scenery**

**Class B Celebration**

**Class C Agriculture/Farming**

**Class D Animal(s)**

**Class E Grange Activity** – Make sure that the Grange name/emblem can be seen.

**Class F Any subject that does not fit into other classes**

**Class G Any Subject** – Non-member

#### **RULES FOR PHOTOGRAPHY CONTEST:**

1. Film or digital
2. Class for each entry must be chosen by the photographer and indicated on the entry label attached to the back of the entry. Entry labels are in Lecturer's Packet and on OSG website.
3. Photographer may enter only one photo per class
4. Photographer may enter all classes using different photos in each class
5. Photos must have been taken after September 1, 2023 by the entrant
6. Print may be made by commercial process
7. Size of entry, including matting, must not be smaller than 4" x 6" or larger than 11" x 14"
8. Non-breakable covering is acceptable. Glass covered entries will not be accepted.
9. Best of Show winners in 2023 may not enter same class in 2024.
10. No professional photographers may enter.

#### **AWARDS**

Awards for Heirloom, Art, Photography and Creative Writing will be a placement award and \$10.00 for first place; \$8.00 for second place and \$5.00 for third place.

#### **TALENT CONTEST**

Grangers of all ages are encouraged to share their performing art talent by entering the Ohio State Grange Talent Contest. The Talent Contest will be held at The Ohio Eastern Star Home Community Room, 1451 Gambier Rd., Mt. Vernon OH 43050 on Saturday, June 15, 2023 beginning with the Juniors at 1:00 pm followed by the adult contestants. Deadline to enter is June 1, 2024.

#### **INDIVIDUAL ENTRIES**

**A Vocal Solo**

**B Piano Solo**

**C Instrumental Solo**

**D Reading**

#### **GROUP CLASSES (Any age for Subordinate)**

**E Vocal Duet**

**F Vocal Group (3 to 6 members)**

**G Grange Chorus (7 members or more)**

**H Grange Family Talent**

**I Variety Act (must include music)**

#### **RULES FOR TALENT CONTESTS:**

1. Entry blanks will be available in the Ohio Granger and on the Ohio State Grange website. Entries must be to State Lecturer by the June 1, 2024 deadline. Number/title being performed MUST accompany the entry.
  2. All contestants MUST be Grange members in GOOD STANDING. The accompanist may be any age, member or
- Lecturer Continued on Page 24.**

**Lecturer Continued from Page 23.**

non-member. Family Talent entrants must be related members of one family and must be Grangers, except for children where there is no Junior Grange. In group entries or families, the participants need not be members of the same Subordinate Grange.

3. Contestants will introduce their number at the beginning of their performance.

4. An individual Granger may make only one entry in each class.

5. Junior Grangers may be part of entries in Subordinate group classes; however, entries in Subordinate group classes must be composed of a majority of Subordinate members. Exception: Family Talent.

6. Vocal contestants may use recorded accompaniment only if it contains minimal back-up.

7. Memorization is not required in piano and instrumental categories. Music and music stand should not interfere with performance.

8. A time limit of FIVE MINUTES will be observed for each contestant. Score points will be deducted for exceeding the maximum time: one point per minute or part thereof will be deducted from the final score.

9. All entrants compete at State contest.

10. During the Talent Contest, a "Best of Show" will be chosen to represent Ohio in the "Evening of Excellence" at the National Grange Convention in November. "Best of Show" winners cannot enter the same class the following year, but may enter a different class.

**AWARDS**

Awards for Talent will be plaques for state winners and ribbons for other participants.

**Leesville Grange #2078  
Crawford County**



Leesville Grange #2078 celebrates Ohio State Grange 150th by looking forward to the future through windows of Grange Activities, Community Services and a variety of interesting contests.

**Calendar**

**September 2023**

- 1 All reports & resolutions due to directors & office
- 13 Board Meeting
- 19-21 Farm Science Review

**October 2023**

- 11 Board Meeting
- 26-29 Ohio State Grange Convention - Dublin

**November 2023**

- 8 Board Meeting
- 9-20 Office Closed due to National Convention
- 14-18 National Grange Convention- Niagara Falls
- 23- 27 Office Closed due to Holidays

**December 2023**

- 13 Board Meeting
- 22 to January 1 Office Closed due to Holidays

**January 2024**

- 10 Board Meeting

**February 2024**

- 14 Board Meeting

**March 2024**

- 2 Lecturer Community Service Conference
- 13 Board Meeting

**April 2024**

- 6 State Dart Ball
- 10 Board Meeting
- Spring Fling 1 - TBD
- Spring Fling 2 - TBD

**May 2024**

- 4 Deputies, Directors, Officers meeting - Highway Church of Christ Knox County
- 8 Board Meeting

**National Grange Convention  
November 14-18, 2023  
Conference & Event Center Niagara Falls  
Sheraton at the Falls  
300 Third Street, Niagara Falls, NY 14303**

**November 12 – 16, 2024  
Isle Casino Hotel Bettendorf  
1777 Isle Parkway  
Bettendorf, IA 52722**



## From The National Grange Newsletter “Patrons Chain”

### Participate in a National Grange service project

For 20 years, the Grange has been the leading voice advocating for the expansion of broadband into rural communities. Most frequently, we focus on the infrastructure of build-out, which is still a major factor keeping millions of Americans from high-speed, reliable internet to their homes. However, for others, broadband is available but unaffordable. For this reason, the National Grange is actively working to promote the FCC's Affordable Connectivity Program, which provides a discount benefit for broadband to low-income and other eligible individuals.

After receiving a grant to assist with the program's promotion, we have begun registering Granges to take part in the work to inform people in the communities in which Granges are located, and beyond, about ACP. Please remember that taking part in this outreach program is community service. Certainly, we want all Grange members to know about the benefit and sign up if they are eligible, but this cannot stop within our doors. Just like giving nonperishable items to the food bank is important, so is taking the information about ACP to the director of the food bank and asking for it to be placed in the boxes and bags of recipients. Please take the time to register your Grange to take part in this outreach service, which will allow you to receive free materials to give to your local food bank, to senior centers, to veterans' organizations in your hometown, to place on bulletin boards in your halls and in other community spaces, to put on tables at events your Grange takes part in and more. From placemats that can be used at your community breakfasts and dinners to yard signs that can be placed on the lawns of members whose properties are on well-traveled roadways, there are many ways your Grange can increase awareness about the ACP program.

When you register through [grange.biz/signupgrange](http://grange.biz/signupgrange) or by texting or calling National Grange Membership and Leadership Development Director Amanda Brozana Rios at 301-943-1090 and leaving a message, you will be assigned a Community Navigator - an individual that works with our partner, Oregon Institute for a Better Way, to help Granges plan for the outreach, order and packaging the materials, perform data collection and more. Navigators - all of whom are also Grange members - will also work to collect more information about your Grange, its outreach, goals, and needs.

This data will help us create future grant proposals and allow us to search for grants and other funds that may directly benefit individual Granges. Granges that take part in this program may even be eligible for a small financial incentive, but it all starts with the first step of registering your Grange to become an outreach partner. Registering through this link does not commit your Grange, but will instead allow you to receive further information and connect with a navigator to brainstorm and talk about your Grange.

### Community Service threads through Grange Degrees

By Pete Pompper, National Grange Comm. Serv. Director

“With kindly feelings toward all orders which seek to promote human welfare, let us strive with them for the good we can do for our fellow-beings. Nothing on earth brings greater satisfaction to the heart of him who serves than to rejoice with those who are joyful or to sympathize with those who mourn. To aid a Brother or Sister in bearing a weary burden constitutes life's highest privilege.”

As I was looking for inspiration for this week's Patrons Chain article, I found this passage. It made me realize that in the earliest part of our Grange journey, we were instructed in the importance of community service. As I read through the various Manuals, it is one of the common threads in our Order - each Degree has a charge by one of the Officers explaining the importance of giving back in some way. The above quote is given by the Installing Officer at the end of the Junior Grange Installation of Officers.

The first line of the quote is also noteworthy, as it talks about the importance of working with other like-minded organizations for the betterment of the community. We are seeing more Granges working with more groups all the time. We are realizing that we can't and don't have to do it all by ourselves.

I am very proud of the partnership we have fostered with Rural Minds (thank you Burton Eller for starting this process) on a National level that so many Community Granges have responded to, and have held or are holding Rural Suicide Awareness and Mental Health programs. Granges are teaming up with other groups that focus on these needs in rural America, and the community turnout has been amazing. It shows how much the Grange is looked at as a trusted organization in the local communities and wants to help - even on an uncomfortable subject.

The more we work with others not only strengthens our communities but also the Grange. It gives your Grange visibility with others and in the community you serve. We always talk about opening our doors to the world not only to help people, but we also want to work with others.

Think of how this will help build your membership. How many of us only belong to one group or organization? People like to be part of groups that are community service minded, have fun, and can socialize on many levels. The Grange can fulfill that need.

“Help us to control our spirits, and to do to others as we would have them do to us; as we grow in years, may we gain in knowledge and usefulness.” – Junior Grange Chaplain

**150th ANNUAL SESSION OF THE OHIO STATE GRANGE**  
**Marriott Columbus Northwest-Dublin, Ohio**  
**5605 Blazer Pkwy, Dublin 43017, 614.791.1000**  
**October 26, 27, 28 and 29, 2023**

The information for registering and meal reservations for the 2023 Ohio State Grange session is in this article.  
ALL persons - participants and visitors - who are registering for the session are to use the  
**SESSION REGISTRATION and MEAL RESERVATION FORM.**

**Register your guest rooms directly with the hotel.** Call 1.614.791.1000 by Friday, October 6, 2023, and, for the group rate, tell the hotel clerk, "Ohio State Grange" or "OSG". The Room Rate is \$132.00, plus occupancy and sales tax, per room per night. Breakfast is included for all registered guests and will begin at 6:30 a.m. To guarantee room rate and availability, registrations are to be made by the October 6th deadline. Reservations made after that date will be provided on a 'space available' basis and may be subject to a higher rate. All rooms must be guaranteed with a qualifying form of payment. (A valid credit card is best.) Check in: 3:00 p.m.; check out: noon.

Notify the hotel clerk if you want to reserve your room for Thursday and/or Sunday nights when making your guest room reservations by telephone. Persons staying for only part of the nights need to register accordingly.

Hotel amenities include ample free parking, Wi-Fi throughout the entire hotel, in-room coffee makers, refrigerator, ironing boards and irons, hair dryer, voicemail, restaurant, indoor swimming pool, and business work center with computers and internet access.

**Please note that you probably won't be able to check into your guest room until 3:00 pm.**

**Advance registration for the 150th Annual Ohio State Grange Session is required.** The advanced registration process allows for printing the name badges and determines the meal reservations and seating. The Grange Banquet, Youth/Junior Luncheon, and pizza for Saturday night are, as stated above, to be ordered in advance through the Ohio State Grange Office. **Please complete the entire form and return it by October 1st. There will be no additional meal event tickets available at the State Office during the session.**

**The Session Opening in the Sixth Degree will be Friday morning.** Please make sure you are seated and prepared to begin promptly at 9:00 a.m. Following the usual formalities, the Session will be lowered to the Fourth degree admitting any additional members and the work session will begin.

For general information, there is a restaurant in the hotel named Two Brother. They may be running a special menu or buffet for \$15.00.

If you have any questions or concerns, please call the State office at 740.694.0211

---

**No payments will be accepted during the Annual Session**

The Granger Magazine renewal form may be placed in a designated box in the OSG Office. **Each form must have a check or \$5.00 clipped to the form (clips will be provided).**

**150th ANNUAL SESSION OF THE OHIO STATE GRANGE – Marriott Columbus Northwest, Dublin**

**October 26, 27, 28, and 29, 2023**

**SESSION REGISTRATION and MEAL RESERVATION FORM**

**This form is for EVERYONE. ALL Delegates, Deputies, Directors, Officers, State Committee Members, Youth, Juniors, and Visitors. THIS FORM and ALL FEES are due to Ohio State Grange on or before Oct. 1st.**

**REGISTRATION FEE:**

Registration fee for all attending session (except Jrs.) \$15.00 per person X \_\_\_\_\_ persons = \$ \_\_\_\_\_

**MEALS:**

Grange Banquet (plated, Friday evening): \$44.00 per person X \_\_\_\_\_ persons = \$ \_\_\_\_\_

Youth/Junior Luncheon (Buffet, Saturday): \$26.00 per person X \_\_\_\_\_ persons = \$ \_\_\_\_\_

Youth/Junior Luncheon (Buffet, 5-14 Yrs. ONLY): \$13.00 per person X \_\_\_\_\_ persons = \$ \_\_\_\_\_

Pizza (2 large pieces + drink, Saturday night): \$12.50 per person X \_\_\_\_\_ persons = \$ \_\_\_\_\_

Total enclosed: \$ \_\_\_\_\_

\_\_\_\_\_ List any Special DIETARY NEEDS

All meal event tickets and registrations ordered on this form will be in the session packet under the name listed directly below. Your packet and confirmation will be sent by U.S. mail prior to the Session.

**There will be no additional meal event tickets available from the State Office during the session.**

Name (for ticket/badge Session Packet) \_\_\_\_\_

Street Address \_\_\_\_\_ Grange County \_\_\_\_\_

City \_\_\_\_\_ State \_\_\_\_\_ Zip Code \_\_\_\_\_ Phone \_\_\_\_\_

List below all the names for whom the meal event tickets and/or registration fees (for name badges) are ordered.


Please list ONLY ONE name per line.

Print name as to be on the name badge No registration fee charge if registrant is a Junior Granger	Please check the appropriate line(s) below						
	Registration (Name Badge) \$15.00	Grange Banquet \$44.00 Pork	Grange Banquet \$44.00 Chicken	Grange Banquet \$44.00 Walleye	Youth/Jr Lunch Buffet \$26.00 Adult	Youth/Jr Lunch Buffet \$13.00 Child	Pizza & Drink \$12.50
1. _____	_____	_____	_____	_____	_____	_____	_____
2. _____	_____	_____	_____	_____	_____	_____	_____
3. _____	_____	_____	_____	_____	_____	_____	_____
4. _____	_____	_____	_____	_____	_____	_____	_____
5. _____	_____	_____	_____	_____	_____	_____	_____
6. _____	_____	_____	_____	_____	_____	_____	_____
Use another sheet of paper, if needed. Total	_____	_____	_____	_____	_____	_____	_____

**THIS COMPLETED FORM MUST BE RECEIVED ON OR BEFORE OCTOBER 1st  
 SEND TO: OHIO STATE GRANGE, 16303 VILLAGE PARKWAY, FREDERICKTOWN, OH 43019-9585  
 PAYMENT MUST ACCOMPANY FORM.  
 CHECKS PAYABLE TO: OHIO STATE GRANGE**

OFFICE USE: PM \_\_\_\_\_; Ch# \_\_\_\_\_ Confirmation sent \_\_\_\_\_

## Ohio State Grange Cookbooks



**\$10.00 + \$6.00 shipping & handling.**  
**Buy 2 get 3rd one free.**  
**To place your order contact:**  
**Ohio State Grange 740-694-0211**  
**Mike Russell 937-541-1849**  
**Deb Russell 937-541-1903**

## Family Activity Room OSG Convention

Family Activity Committee will be accepting items on Wednesday October 25th from 7:00 to 9:00 p.m. Then again on Thursday morning from 8:30 am to 1:00 pm. The FAC room is the Franklin Room just off the lobby across from the Atrium Terrace at the hotel.

### Reminder:

If you are planning on staying at the Ohio State Grange Convention at the Marriott Dublin Ohio here is the room reservation information.

Last Day to Book is Friday October 6, 2023, to get the grange rate.

Hotel offering your special group rate: Marriott Columbus Northwest Dublin is \$132.00 per night. Call: 614-791-1000  
 Make sure to tell them your with the Ohio State Grange

## Ohio State Grange Convention October 26th - 29th, 2023 Marriott NW - Dublin, Ohio

The next issue is planned for  
**November - December 2023**  
 Please have all articles and news items  
 to Jim Grafton by September 20, 2023

## Ohio Granger Magazine Renewal Form

### Notice!

The delegate body of the Ohio State Grange voted to improve the paper for the Ohio Granger magazine. Due to the cost of mailing and upgraded printing, the Ohio State Grange Executive Board has determined that a \$5.00 charge per year (January-December) is necessary. In order to receive the 2024 Ohio Granger magazines by mail, please fill out the form below and enclose a check for \$5.00 made out to the Ohio State Grange. Any form received without the \$5.00 **WILL NOT** be processed. Please print clearly or affix an address label to the form. Send this entire page as it makes filing and access to referencing much easier. These forms and checks may be brought to the October state session or mailed to Ohio State Grange, 16303 Village Parkway, Fredericktown, OH 43019-9585 by Oct. 31. The magazine is now printed at the Ohio State Grange office. **Failure to follow the above instructions properly may cause a delay in getting the first issues to you.**

**PLEASE DO NOT CUT THIS FORM DOWN  
 LEAVE FULL SIZE; SEND THE ENTIRE SHEET**

\_\_\_\_\_  
 (Name)

\_\_\_\_\_  
 (Address) \_\_\_\_\_ (City) \_\_\_\_\_ (State)

\_\_\_\_\_  
 (5 Digit Zip Code) \_\_\_\_\_ (+ 4 Code) \_\_\_\_\_ (Grange Name) \_\_\_\_\_ (#) \_\_\_\_\_ (Grange County)

Former renewals expire at the end of each year! This is the only issue with the renewal information!  
 The Ohio State Grange  
 16303 Village Parkway, Fredericktown, Ohio 43019-9585

### OFFICE USE

Date Received \_\_\_\_\_ Check # \_\_\_\_\_ Amount \_\_\_\_\_